




Domus Auto Bariatric

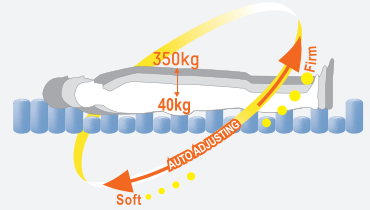
Alternating Pressure Redistribution System

- Suitable for patients in medium to high risk of pressure injury
- Automatic adjustment providing optimal pressure according to patient's weight
- CPR knob for quick deflation & maximum security
- Heel relief function for optimal heel protection





Domus Auto Bariatric



Alternating Pressure Redistribution System



Cell-on-Cell Design (8")
The bottom cells prevent the patient from bottoming out in case of power failure



Heel Relief Function
Individual detachable air cells prevent pressure injuries on the heels



CPR Knob
Designed for quick mattress deflation in case of emergency and prevents accidental triggering



4-Way Stretch Cover
Low friction and shear cover with high moisture-vapour transmission rate for better microclimate management



Biocompatibility



Vapour Permeable



Water Resistance



Flame Resistance



Enhanced Cross-Infection Control
Made with all-around-zipper and welded seams for easy removal and prevents fluid ingress



Quick Connector with Cap
Facilitates system installation and seals the mattress for patient transportation up to 8 hours



Automatic Adjustment
Automated calibration for constant pressure adjustment according to the patient's weight and position



Tuning
Pressure tuning option to meet patient's comfort preference




Visual and Audible Alarm

- Low Pressure
- Power Failure
- Tech Support

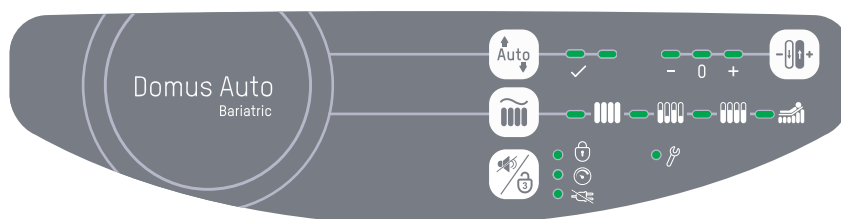
Pressure Relief During Alternating

Pressure mapping was conducted by placing a 180 kg test subject on the mattress in supine position under alternating mode. 100% of interface pressures during its 30-minute cycle are all below 32 mmHg.



5 Modes to Fulfill Individual Needs

- Max Firm
- Alternating
- Continuous Low Pressure (CLP)
- Seat Inflation w/ Alternating
- Seat Inflation w/ CLP



Alternating

- Alternately inflates and deflates air cells allowing pressure redistribution and encourage tissue reperfusion



Continuous Low Pressure (CLP)

- Provides a constant static surface in lower pressure with a greater contact area for patients to be immersed and enveloped better



Max Firm

- A static firm surface for nursing procedures. It will automatically return to alternating mode after 20 minutes



Seat Inflation

- Adjust the pressure to suit the patient in a sitting position. It can be used with alternating or CLP mode

Specifications

Model	Domus Auto Bariatric	
Pump	Dimension	29 x 18.5 x 12.6 cm
	Weight	2.2 kg
	Case Material	Flame Retardant ABS
	Supply Voltage	AC 220 – 240, 50 Hz
	Operating Cycle	10 mins
	Mattress	8" Replacement
Mattress	Dimension	200 x 120 x 20.3 cm
	Cell Height	8" x 20 Cells
	Weight	8 kg
	Cover Material	4-Way Stretch
	Cell Material	Nylon TPU
	Maximum Patient Weight	350 kg
	Flame Retardant Standards	EN 597-1, EN 597-2, BS 7175 Crib 5

Specifications are subject to change for improvement without notice

HEADQUARTERS

Wellell Inc.

No. 9, Minsheng St., Tucheng Dist.,
New Taipei City 236044, Taiwan
T +886 2 2268 5568
F +886 2 2268 6525
marketing@wellell.com

PAN-ASIA

CHINA

Wellell (Kunshan)Co., Ltd.
No. 1368, ZiZhu Road, Kunshan,
Jiang Su Province, China
T +86 512 8617 1660 Ext 1150
F +86 512 8617 8663
customer.cn@wellell.com

THAILAND

Apex Medical (Thailand)
No.111/152 Soi Pho Kao Yak 19,
Nawamin, Beung Kum,
Bangkok 10240,
Thailand.
T +66 02 018 2140
sales.thai@wellell.com

PAN-EUROPE

SPAIN

Apex Medical S.L.
Elcano 9, 6ª planta 48008
Bilbao. Vizcaya. Spain
T +34 94 4706408
F +34 94 4706409
info@apexmedical.es

UK

Wellell UK Limited
Unit 33, Great Western Business Park
McKenzie Way, Worcester ,WR4 9GN
United Kingdom
T +44 (0) 190 5774 695
sales.uk@wellell.com

FRANCE

Wellell France S.A.S
4 Boulevard de la Chanterie
49124 Saint-Barthelemy d' Anjou
France
T +33 2 72 79 27 13
F +33 2 85 73 07 67
info.france@wellell.com

GERMANY

SLK Vertriebsgesellschaft mbH
Am Herdicksbach 18, 45731 Waltrop
Germany
T +49 (0) 231-925360-0
F +49 (0) 231-925360-29
info@slk-gmbh.de
www.slk-gmbh.de

AMERICAS

USA

Wellell America Corp.
927 Mariner Street,
Brea, CA 92821, USA
T +1 714 671 3818
F +1 714 494 8173
sales.usa@wellell.com

Distributed by