



Apex Medical Corp.

2021 The First Investor Conference

Apr. 15th , 2021



Year 2020 Consolidated Income Statement

Unit: NTDK

	Year 2020 Audited	Year 2019 Audited	'20/'19 Var.(\$)	'20/'19 Var.(%)
Net Sales	2,004,025	2,036,232	(32,207)	-2%
Gross Profit	847,631	853,817	(6,186)	-
Gross Margin(%)	42.3%	41.9%	-	-
Operating Expenses	748,696	725,054	23,642	3%
Income before Tax	124,843	128,426	(3,583)	-3%
Net Income attributed to owner of the parent company	104,588	87,921	16,667	19%
Basic EPS(NT\$)	1.04	0.87	-	-



2020/12/31 Consolidated Balance Sheet(1)

Unit: NTDK

	2020/12/31 Audited	2019/12/31 Audited	Variance	
	Amount	Amount	Amount	%
Cash and cash equivalent	470,157	419,451	50,706	12%
Current financial assets at fair value through profit or loss	35,154	0	35,154	-
Amortized cost financial assets	118,142	363,610	(245,468)	-68%
Accounts receivable	299,213	285,755	13,458	5%
Inventories	376,205	350,817	25,388	7%
Total current assets	1,405,183	1,485,379	(80,196)	-5%
Investments accounted for using equity method	0	211,096	(211,096)	-100%
Property, plant and equipment	785,171	657,969	127,202	19%
Right-of-use asset	80,877	101,807	(20,930)	-21%
Intangible Assets	701,672	432,380	269,292	62%
Other non-current assets	770	73,472	(72,702)	-99%
Total non-current assets	1,641,226	1,535,027	106,199	7%
Total Assets	3,046,409	3,020,406	26,003	1%

Note: Only important accounts are listed in the table.



2020/12/31 Consolidated Balance Sheet(2)

Unit: NTDK

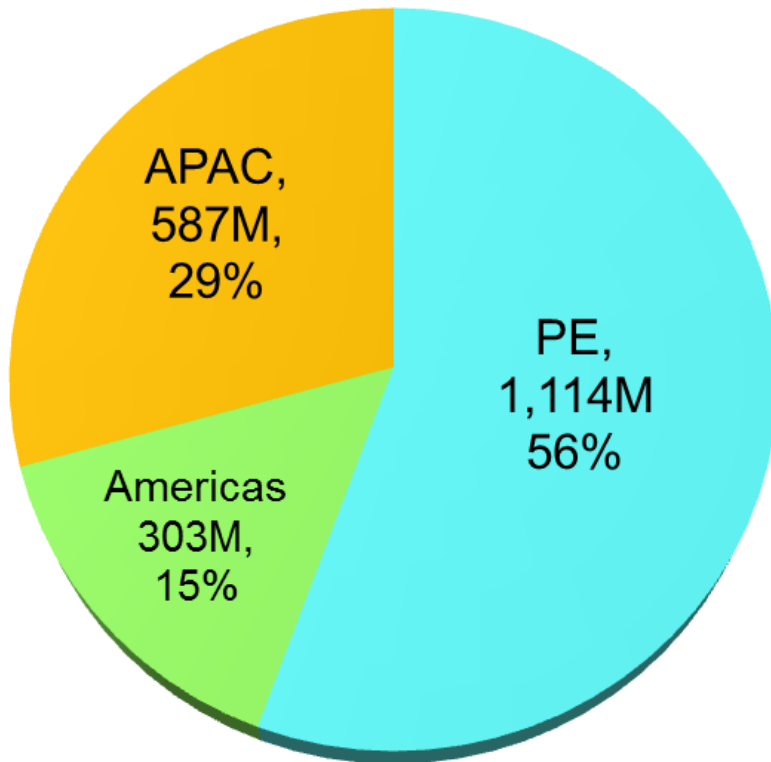
	2020/12/31 Audited	2019/12/31 Audited	Variance	
	Amount	Amount	Amount	%
Short-term debt	184,784	401,493	(216,709)	-54%
Accounts payable and other payable*	366,305	256,320	109,985	43%
Other current liabilities*	106,860	58,357	48,503	83%
Long-term debt – current	9,512	5,972	3,540	59%
Total current liabilities	709,855	753,513	(43,658)	-6%
Long-term debt	165,424	153,363	12,061	8%
Lease liabilities	55,871	73,626	(17,755)	-24%
Total long-term liabilities	230,271	236,914	(6,643)	-3%
Total liabilities	940,126	990,427	(50,301)	-5%
Total share capital	1,009,116	1,009,116	0	0%
Additional paid-in capital	345,635	345,635	0	0%
Total retained earnings	908,479	849,805	58,674	7%
Other equity	(161,517)	(178,568)	17,051	-10%
Owners' equity attributed to the parent company	2,101,713	2,025,988	75,725	4%
Total owners' equity	2,106,283	2,029,979	76,304	4%
Total liabilities and owners' equity	3,046,409	3,020,406	26,003	1%

Note: Only important accounts are listed in the table ; *the accounts payable and other payable including the amount belong to the related parties.

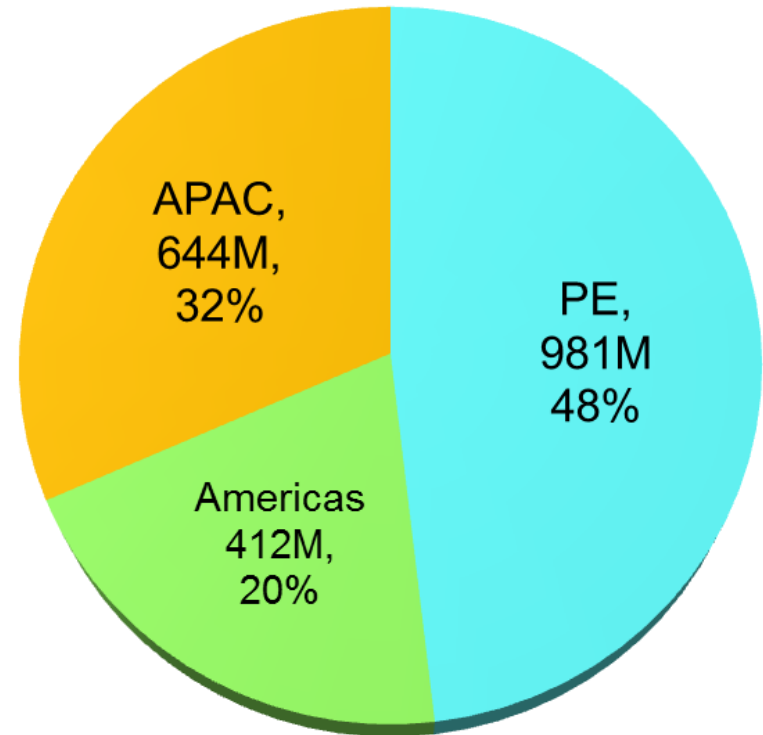


Sales by Department

Year 2020



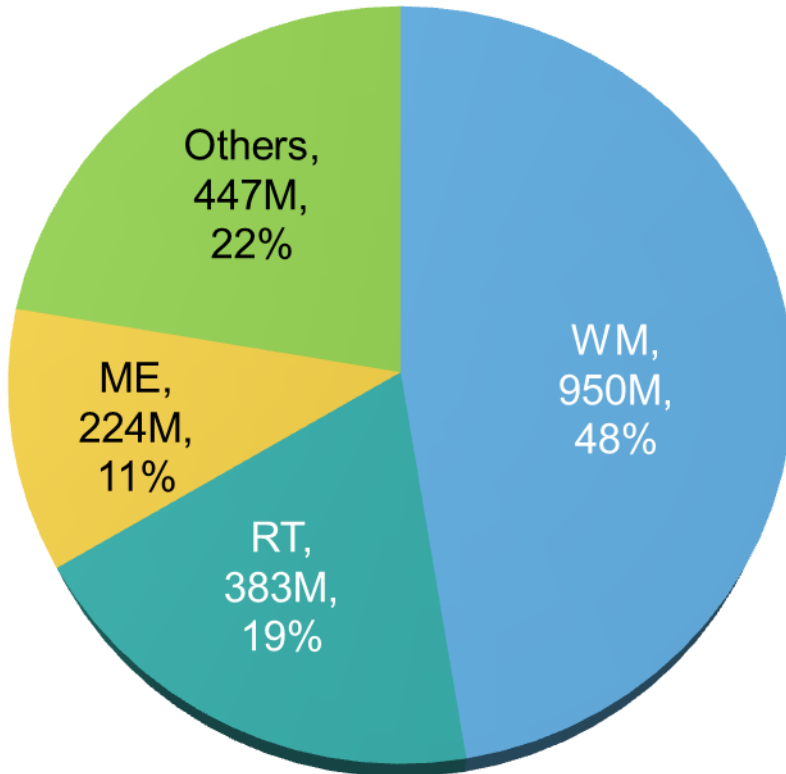
Year 2019



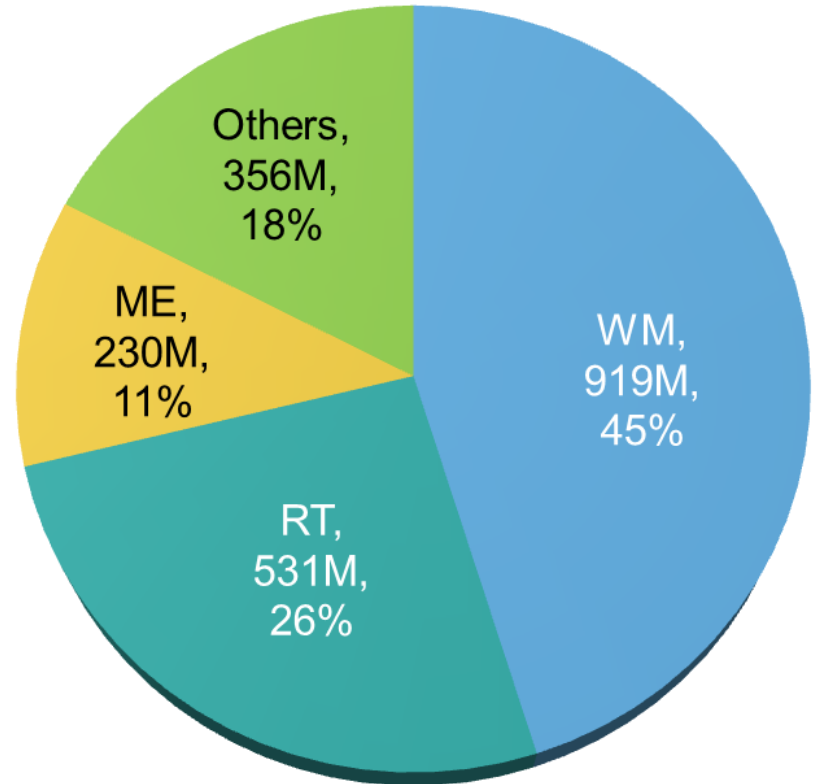


Sales by Product

Year 2020



Year 2019





Operating Status or Events(1)

- ◆ The per book consolidated revenue for the first quarter of 2021 totaled NT\$ 581 million, up 39 percent compared to the same quarter of NT\$417 million last year.

本資料由 (上市公司) 雅博 公司提供

民國110年03月

單位：新台幣仟元

項目	營業收入淨額
本月	238,995
去年同期	180,291
增減金額	58,704
增減百分比	32.56
本年累計	580,864
去年累計	417,063
增減金額	163,801
增減百分比	39.27
備註/營收變化原因說明	

Operating Status or Events(2)

- ◆ Apex is awarded the 29th Taiwan Excellence Gold Award for the product of WiZARD 510 CPAP Mask in November, 2020.





Operating Status or Events(3)

- ◆ In year 2021, we will launch 'Pro-care Optima Prone,' 'Pro-care Auto Pediatric' and other new products.



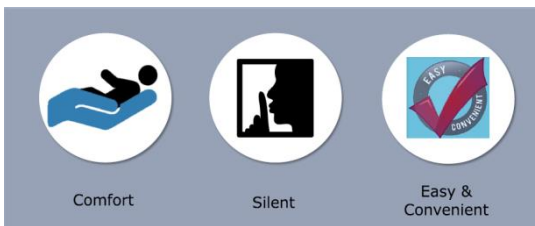
Pro-care Optima Prone



Single-Handed Care

Multi-zone (Prone & Supine)

Individual Air cell Deflation



Comfort

Silent

Easy & Convenient



Verso

Relieving, Reviving



Quality Materials

Great Safety

Dual Mode

Pro-care Auto Pediatric



<http://www.apexmedicalcorp.com>

IR @apexmedicalcorp.com